

Customer Reviews



This is what I wanted! This is a great product with all the features I was looking for! Whenever my bird developed autophagy, it used to wear silicone elicitors given at the hospital. Still, it started bending and gnawing on the edges, so it was no longer worth it... I was looking for something better... I was looking for a good one and finally, I found this one!



Excellent, as recommended by a specialist bird hospital.



Feather picking is tough but pretty. The design cheers me up.

It is very easy to put on and very bird friendly, I am very satisfied with the product. Also it's cute.



My pacific parrotlet seems to be the calmest with using this.



I bought the MS size last time and my Rosy-faced Lovebird was chewing around the buttocks and tail sebaceous gland area, after a month of wearing it, its skin is much cleaner!



【Caution】 Please read carefully before ordering!

- While wearing, please observe the animal daily to ensure that it is having food and water, and to check for behavioural and neck problems. Discontinue use if problems occur.
- Skin may swell and bleed if it is not suitable for the skin.
- Torizabethan Collar can cause problems in areas that have not previously been subject to feather picking or chewing due to neck concerns, itching and the concentration of places where the beak can reach.
- Prolonged use or pulling by the bird puts strain on the neck, increasing the likelihood of hair displacement. (Tightening too tightly, using thicker elastic or having a larger Torizabethan Collar in relation to the body will increase the area in contact with the skin.)
- We do not recommend the use of multiple layers of Torizabethan Collar.
- The Torizabethan Collar is a consumable item. If it is worn out and dangerous, replace it with a new one. Some may be out of use within a few days due to breakdown, while others may have been used for over a year.

If problems occur, discontinue use immediately.
No responsibility can be taken for accidents caused by wearing.



Online Shop

<https://kozakuranran-earth.stores.jp>

International shipping available.

We are always available for your inquiries.

support@kozakuranran.jp



Atelier of Elizabethan Collar for pets

★ kozakuranran ★

5F, 1-8-4 Higashikawasakicho, Chuo-ku,
Kobe-shi, Hyogo 650-0044, Japan

□February 2025 First edition

TorizabethanCollar

Tori means birds in Japanese.

Measures against Feather picking
• Feather chewing • Estrus

Wound Protection



Make Elizabethan collar life easy!
And Cute!

Easy On & Off

Soft
Material

Neck
Adjustable

Lightweight
&
Waterproof



Created together by pets, owners and kozakuranran.
Considering disease in the social environment surrounding pets.

★ ギャクランラン ★

kozakuranran
Atelier of Elizabethan Collar for pets



Case ① Basic type

Many animal hospitals cut out clear files in the shape of donuts to make Elizabethan collars. If the neck is reinforced with tape, it can easily dig into the body and cause strain. It is also very stressful for birds, as it is difficult for them to eat as they are not free to do so. The soft material of the Torizabethan Collar reduces stress and restores hair.



Case ② Turtleneck type

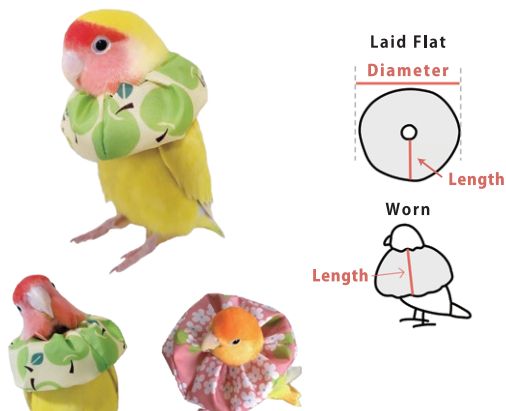
Various Elizabethan collars (hospital-prescribed, commercial and homemade) were tried, but the hair picking worsened until it became unmanageable and looked like the picture 'before wearing the Torizabethan Collar'. After wearing it, the feather regrowth progressed and recovered to the point where it was no longer a problem.



Basic type

<Material> Nylon, Sewing Elastic, Sheet (PP)
All sizes are in centimetres.

The photos in the brochure are provided by the owners and are shown on social networking sites. (See our SNS for details of case studies).



SIZE	PETITE	S	MS	M	LM	L
Diameter	5.5cm	7cm	8cm	9cm	11cm	12cm
Length	2cm	3.5cm	4cm	4.5cm	5cm	6cm
Bird Species	Budgerigar					
	Rosy-faced Lovebird • Lovebird					
	Cockatiel					
			Medium-size parakeets and above (Monk Parrot • White-Bellied Caique)			

- Typical parrots are shown as examples in the 'Bird species' column. When choosing the size, please refer to a parrot that is similar in size to your bird. The figures are approximate.
- Because each item is made by hand, there may be slight differences in dimensions and shape.

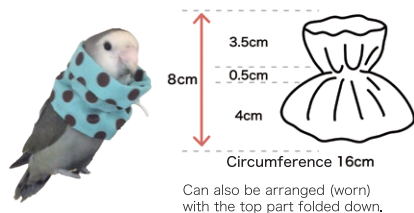
<Material> Nylon, Sewing Elastic, Sheet (PP)

Other types (can be ordered)

The dimensions in this table are only examples of standard models. (Custom orders can be made to suit your bird).

Double A (standard type dimensions)

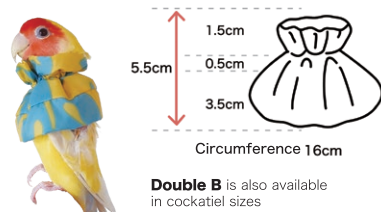
Covers the lower part of the body, including the buttocks and legs



Can also be arranged (worn) with the top part folded down.

Double B (standard type dimensions)

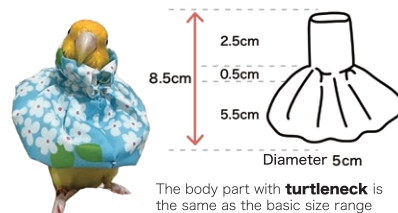
Neck cover (loose-fitting)



Double B is also available in cockatiel sizes

With turtleneck (standard type dimensions)

Neck cover (firm)
Combined basic and turtleneck.



The body part with turtleneck is the same as the basic size range

About size selection

- Select the size taking into account not only the type of bird (small, medium or large), but also the feather picking and chewing.
- Individual differences (size and character), softness of body, cleverness (Always need to play a game of skill) use experience, etc. are also relevant.
- Practice with the 'petite size' is recommended until getting used to it.

For first-time use.

- Initially they are likely to be shocked, depressed or panicked, and may wobble around until they are able to balance themselves.
- Depending on the individual, they tend to get used to it and calm down as they get tired and give up (overnight to a few days).

Things for owners to do until they get used to it.

- Remove perches to prevent birds falling.
- If they seem difficult to eat or drink water, place them on the floor.
- Watch carefully to avoid injury when releasing birds.
- Place the Torizabethan Collar in a visible place, such as on the cage, for a few days to alleviate panic and to familiarise with its appearance.
- If they get out of control, hold them, massage them and talk to them gently until they calm down.