

## Customer Reviews



My cat eats food, goes to the toilet and goes through narrow places usually as it is light. It seems to be stress-free as it is soft enough not to be a burden when sleeping. Unlike cloth, it can be wiped when soiled, and washable and dry quickly, which is grateful.



Using a Large size for lick-breakage measures. I've tried quite a few different Elizabethan collars and so far this is the best one.



Finding a collar for short-legged cats can be very difficult. It was really helpful that it was made in a width that my cat didn't step on with its feet.



After the operation, the plastic Elizabethan collar seemed painful because it was hit in various places, but thanks to this, my cat could move freely and seemed happy.



Ideal for cats new to Elizabethan collars for practice!



As a long-haired cat, it is easy to use as a cover for hair and nail clippers.



My cat enjoys the catwalk and feels safe in high places. It is living a comfortable life with NekozaBethan Collar.



It is very lightweight and does not interfere with the kitten's movement, so it lives as it usually would and is calm when worn. It is easy to care for. The best thing is that the kitten doesn't seem to be in pain.



### 【Caution】 Please read carefully before ordering!

- While fitted, please observe the animal daily to ensure that it is eating food and water and not experiencing any behavioural or neck problems. Discontinue use if problems occurs.
- Skin may swell and bleed.
- Tightening too tightly may cause sickness.
- If the neck circumference is too loose, the legs may get between the face and the Elizabethan collar, which can be dangerous. Adjust the inner elastic while checking for safety.
- Always ensure that all the elastic is inside the collar, as it can catch on legs or surrounding objects if the elastic is out.
- It is not recommended to use more than one NekozaBethan Collar.
- NekozaBethan Collar is a consumable item. It takes the place of the body to prevent injury, so if it is worn out and dangerous, replace it with a new one.
- This product is manufactured to improve symptoms but does not guarantee a complete cure or improvement. Consult your doctor before and during use.

If problems occur, discontinue use immediately.  
No responsibility can be taken for accidents caused by wearing.



### Online Shop

<https://kozakuranran-earth.stores.jp>

International shipping available.

We are always available for your inquiries.

[support@kozakuranran.jp](mailto:support@kozakuranran.jp)



Atelier of Elizabethan Collar for pets

★ kozakuranran ★

5F, 1-8-4 Higashikawasakicho, Chuo-ku,  
Kobe-shi, Hyogo 650-0044, Japan

□February 2025 First edition

# NekozaBethanCollar

Neko means cats in Japanese.

## Post-operative and skin diseases Care

### lick-breakage measures



Make Elizabethan collar life easy!  
And Cute!

Lightweight  
&  
Waterproof

Soft  
Material

Easy  
On & Off

Neck  
Adjustable



Created together by pets, owners and kozakuranran.  
Considering disease in the social environment surrounding pets.



kozakuranran  
Atelier of Elizabethan Collar for pets




## Case ① Lick-breakage measures

### Wearing



Nekoizabethan Collar is light and soft, making it easier to eat and toilet, and less stressful when going through narrow spaces or sleeping. Medium size, with a sheet, may be used to prevent licking and breaking, but Large size is often purchased. (Not all, but some coverage is possible)

### Wearing



Wearing Large size



## Case ② Post-operative care

It is also suitable for protection after neutering and other operations on the torso area. Regular Elizabethan collars can easily get hit in various places, come off and cause stress. Nekoizabethan Collar is comfortable and stress-free for cats wearing an Elizabethan collar for the first time. The material is stain-resistant, but can be washed and dried quickly after soiling, providing hygienic protection for the body after surgery.


### Wearing



## Case ③ Injury care

Cats will lick and scratch the wound over Nekoizabethan Collar. The 'intention' of licking and scratching the wound is to reduce stress. It also prevents direct contact with the wound. For facial injury protection, a type with a sheet is recommended. To not let cats touch their facial wounds, a looser type with a wider neck circumference can be used.

### Wearing



## Good points on Nekoizabethan Collar!

Ultra-soft material,  
does not interfere with movement.



Always clean,  
repelling water and dirt.



Size adjustable



\*Not suitable for: washing machines and dryers

The photos in the brochure are provided by the owners and are shown on social networking sites. (See our SNS for details of case studies).



Cleaning the body  
while protecting wounds



Easy to drink  
water and eat



Can be used for  
short-legged cats



Can climb  
cat towers



Comfortable  
to sleep



Can get into  
narrow places

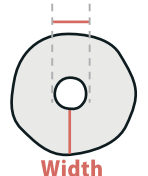


Easy excretion



## Size (can be ordered)

Adjust the elastic around the neck and slip it in over the head. Looser types have a larger inner diameter. All sizes are in centimetres.

Laid Flat  
Inner diameter



Worn



SIZE	M	M Loose	L	L Loose
width	10cm	10cm	15cm	15cm
Inner diameter	6~7cm	10cm	6~7cm	10cm
Weight Without sheet	Approx.16g	Approx.23g	Approx.30g	Approx.39g
Weight With thin sheete	Approx.25g	Approx.32g	Approx.39g	Approx.48g
Weight With thick sheete	Approx.43g	Approx.50g	Approx.57g	Approx.66g

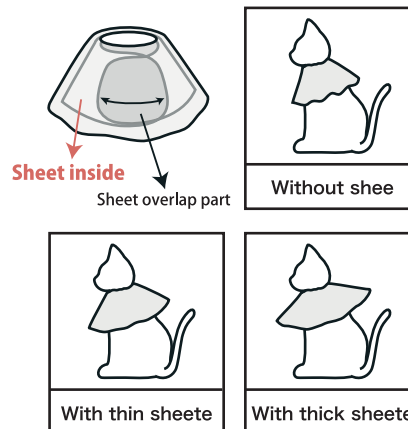
\*The figures are approximate.\*Weights may vary depending on the color and pattern of the fabric.

\*Because each item is made by hand, there may be slight differences in dimensions and shape.

## Type

Whether to have a sheet inside or not and the thickness of the sheet can be chosen.

<Material> Nylon, Sewing Elastic, Sheet (PP)



## For first-time use.

- For the sheet, choose one without a sheet if the emphasis is on ease of movement, or with a thick sheet if the emphasis is on coverage, depending on the cat's condition.
- The loose type has a wide neck circumference. Choose this option to not let cats touch their facial wounds.
- Support the cat where it cannot scratch by itself.
- When symptoms are stable, remove it and let cats take a break.

## Adjustment of elastic

- Depending on the type of elastic and length adjustment, the sensation of elasticity, its fit and ease of on and off will be different.
- At first, adjust the elastic for a loose fit around the neck before putting it on.
- Always ensure that all the elastic is inside the collar, as it can catch on legs or surrounding objects if it is out.
- The inside sheet has slits and overlapping areas. Slide the slit part in conjunction with the elastic adjustment around the neck to shape the whole sheet.
- The standard type of elastic uses 4 elastic cords. To make it harder to come off, replace it with 6 elastic cords or more. Looser types use 8 elastic cords.